

marantz® SERVICE BULLETIN		Date: 16-Mar.-2004	Model: DV-12S2
		Page: 1 / 1	REF.NBR: MZ04-028
Circulation:		Application:	
x for information customer complaint in case of service mandatory		Only Lot number MZxxxxxx01xxxx	
		Subject: Can not set the PAL progressive mode.	
		Int.ref:	

[PHENOMENON]

ON/ OFF timing of Press the PROGRESSIVE button on the Front Panel, can not set the PAL progressive mode, the phenomenon is sometimes happened.

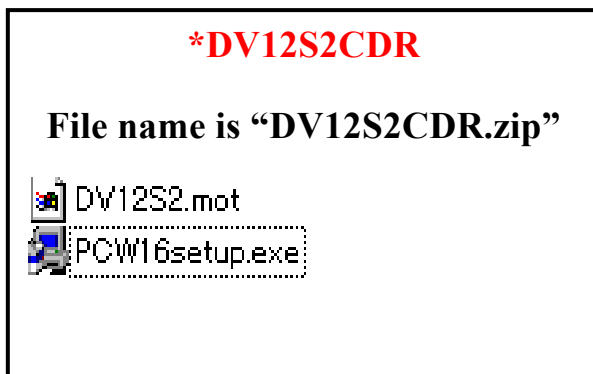
[SOLUTION]

1) Update the Main microprocessor (QU01) software version to [**Ver 2.10**]

Please refer to the service manual DV-12S2 page10 to 15, about details of “8. MAIN MICROPROCESSOR (QU01) UP DATE PROCEDURE” and “ 9. SERVICE MODE AND TROUBLE SHOOTING”.

[NECESSARY PART]

Update of the firmware disc ***DV12S2CDR**



[REMARKS]

The countermeasure apply to this claim only.

marantz® SERVICE BULLETIN		Date: 27-Feb.-2004	Model: DV-12S2
		Page: 1 / 1	REF.NBR: MZ04-018
Circulation:		Subject:	
Application:		Output signal distortion.	
x for information customer complaint in case of service mandatory			
		See Below	

[PHENOMENON]

- 1) FRONT L/R 1 2 and SURR.L/R, CENTER L/R, SUB W L/R of AUDIO OUTPUT are simultaneously Connected to amplifier.
- 2) If the Amplifier which used the electronic switch is turned off, another sound will be distorted.

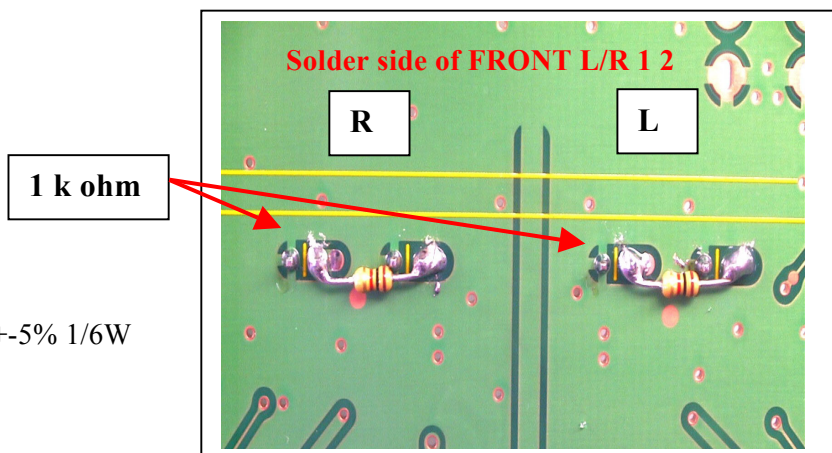

[REASONS]

FRONT L/R 1 2 are connected parallel, therefore, if the Amplifier input of another side short-circuits, it will influence

[SOLUTION]

On the PA01-AUDIO CIRCUIT BOAD

1. Resistor 1k ohm is added to 2 of FRONT L/R 1 2.
2. Cut pattern.



[NECESSARY PART]

Carbon film fixed resistor, 1k ohm +-5% 1/6W
(part no. GD05102160)

[REMARKS]

The countermeasure apply to this claim only.

marantz® SERVICE BULLETIN		Date: 17-Mar.-2004	Model: SA-12S1
		Page: 1 / 1	REF.NBR: MZ04-030
Circulation:		Application:	
x for information customer complaint in case of service mandatory		See below	
		Subject: Can not playback specific DVD Disc.	
		Int.ref:	

[PHENOMENON]

- 1) It occurs when playback “ Elic clapton Live on Tour 2001 : WPBR-90100 ”, the Menu screen of Disc becomes blank and does not display. The next part is also can not playback.
- 2) It occurs when playback DTS track of “ Eagles Hotel California 60509-9”, it stops by the 1st track and the 2nd track can not playback.

[SOLUTION]

1. Update the firmware to [**Ver 0.97**]

How to update by update DISC (*SA12SWCD2) and Installing “Background”, “Key reassignment”, “Entering Version / region code”.

- 1) Press the **POWER** button to turn on the unit.
- 2) Press the **OPEN/CLOSE** button to open the tray, Insert the update CD-ROM (part No.: *SA12SWCD2).
- 3) Firmware update will be done automatically. When updating is finished, the disc tray opens automatically.
- 4) Remove the CD-ROM from the disc tray.
- 5) Press the **POWER** button to turn off the unit.
- 6) After the firmware update,
Installing “**Background**” by **Background Disc** and “**Key reassignment**” by **Key reassignment Disc**.
At the last, **Entering Version and region code**.

Please see to the service manual SA12-S1 page 8 about details of “ 4.Installing the software and entering version ”.

The version number can be confirmed on the MENU.
It is displayed that cursor is moved to the bottom of PBC in the mark (⏪) of the MENU. .

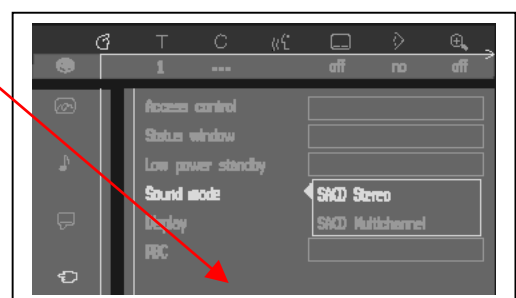
[NECESSARY PART]

Update of the firmware disc. Part number: *SA12SWCD2

[REMARKS]

This problem apply to the following Lot number.

The production of SA-12S1 has been finished.



marantz® SERVICE BULLETIN		Date: 17-Mar.-2004	Model: SA-12S1
		Page: 1 / 1	REF.NBR: MZ04-029
Circulation:		Subject:	
Application:		Stop during Repeat playback mode.	
x for information customer complaint in case of service mandatory			
		See below	

[REASONS]

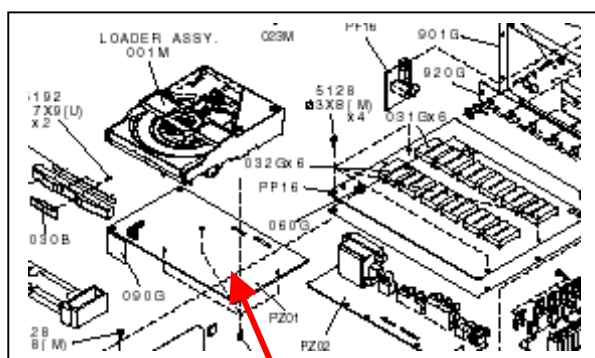
The part defect of Digital Servo Controller IC SAA7399HL.
(It occurs only in specific IC SAA7399HL up to week code 0346)

[SOLUTION]

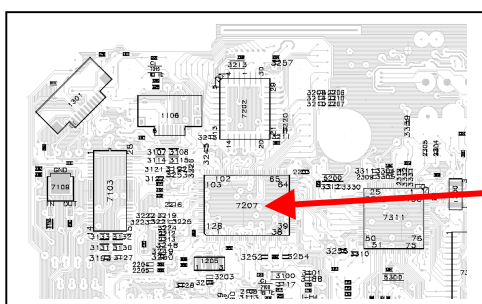
1) Replace IC SAA7399HL (7207) on the MONO (PZ01) CIRCUIT BOARD.

Attention:

- 1) The part number isn't changed.
- 2) The distinction of fault and Improvement IC can be checked in week code on IC.
- 3) Fault is up to week code 0346. It has been improved from week code 0347.
- 4) Improved IC is delivered when IC is newly ordered to the MJI Spare parts center (ware house).




MONO (PZ01) CIRCUIT BOARD



7207

week code is the following.



Fault is up to week code 0346.
It has been improved from week code 0347.

[NECESSARY PART]

Part no. QB63660557 (PART NO. FOR PCS. 9352 636 60557)

[REMARKS]

The countermeasure apply to this claim only

Approved by **S.NAGAO**

Written by