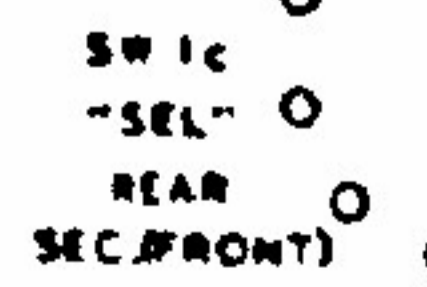

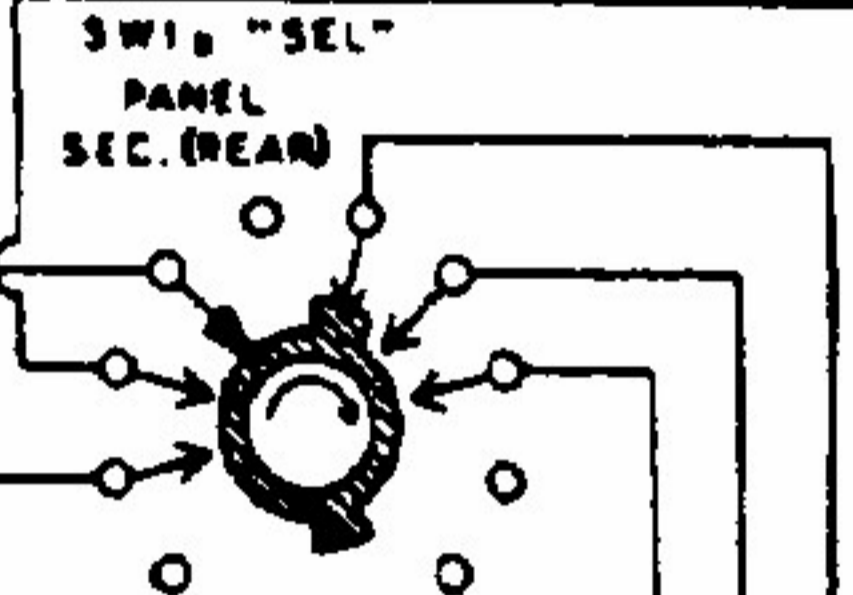


TO RECORDER INPUT

TO POWER AMPLIFIER INPUT

"SELECTOR SWITCH SW1 SHOWN IN "I" POSITION"



R PHONO CARTRIDGE LOAD. USE MANUFACTURER'S RECOMMENDED VALUE. (22K FURNISHED IN KIT)

REAR SEC. (REAR)

K = X 1000 CAPACITIES IN MFD UNLESS OTHERWISE INDICATED

V1-A  
1/2 12AU7

V2-A  
1/2 12AX7

V2-B  
1/2 12AX7

V1-B  
1/2 12AU7

V3-A  
1/2 12AX7

V3-B  
1/2 12AX7

100 MMF

1MEG

2.2K

47K

G1

G2

G1

G1

G1

G1

G1

G1

G1

G1

G1

G1

G1

0.1

0.022

1MEG

1.5K

3.3K

G1

G1

G1

G1

G1

G1

G1

G1

G1

G1

G1

G1

G1

.047

47K

1MEG

10K

100K

G1

G1

G1

G1

G1

G1

G1

G1

G1

G1

G1

G1

G1

G1

G1

G1

G1

G1

G1

G1

G1

G1

G1

G1

G1

G1

G1

G1

220

1MEG

3.3K

G1

G1

G1

G1

G1

G1

G1

G1

G1

G1

G1

G1

G1

G1

G1

.047

1MEG

220K

G1

G1

G1

G1

G1

G1

G1

G1

G1

G1

G1

G1

G1

G1

G1

.047

1MEG

1MEG

2.2K

G1

G1

G1

G1

G1

G1

G1

G1

G1

G1

G1

G1

G1

G1

.01

1MEG

2.2K

47K

G1

G1

G1

G1

G1

G1

G1

G1

G1

G1

G1

G1

G1

G1

GREEN-5

ORANGE-3

BLUE-6

BLACK-7

YELLOW-1

BROWN-1

RED-2

WHITE-2

V3

V2

V1

G1

G1

100K

LOW-NOISE

.022

2.2 MEG

1.5K

LOW-NOISE

G1

G1

G1

G1

G1

G1

1MEG

39K

1.5K

LOW-NOISE

10

G1

G1

G1

G1

G1

G1

G1

300K

LEVEL

1MEG

39K

1.5K

LOW-NOISE

G1

G1

G1

G1

G1

G1

100K

LOW-NOISE

47K

300K

LEVEL

G1

G1

G1

G1

G1

G1

G1

300K

LEVEL

100K

LOW-NOISE

47K

G1

G1

G1

G1

G1

G1

G1

.0013

800

MMF

420

MMF

G1

G1

G1

G1

SW3

ROLL

OFF

SW3

SHOWN IN

"0" POS.

G1

G1

G1

SW3

ROLL

OFF

SW3

SHOWN IN

"0" POS.

G1

G1

G1

SW3

ROLL

OFF

SW3

SHOWN IN

"0" POS.

G1

G1

G1

SW3

ROLL

OFF

SW3

SHOWN IN

"0" POS.

G1

G1

G1

SW3

ROLL

OFF

SW3

SHOWN IN

"0" POS.

G1

G1

G1

SW3

ROLL

OFF

SW3

SHOWN IN

"0" POS.

G1

G1

G1

SW3

ROLL

OFF

SW3

SHOWN IN

"0" POS.

G1

G1

G1

SW3

ROLL

OFF

SW3

SHOWN IN

"0" POS.

G1

G1

G1