


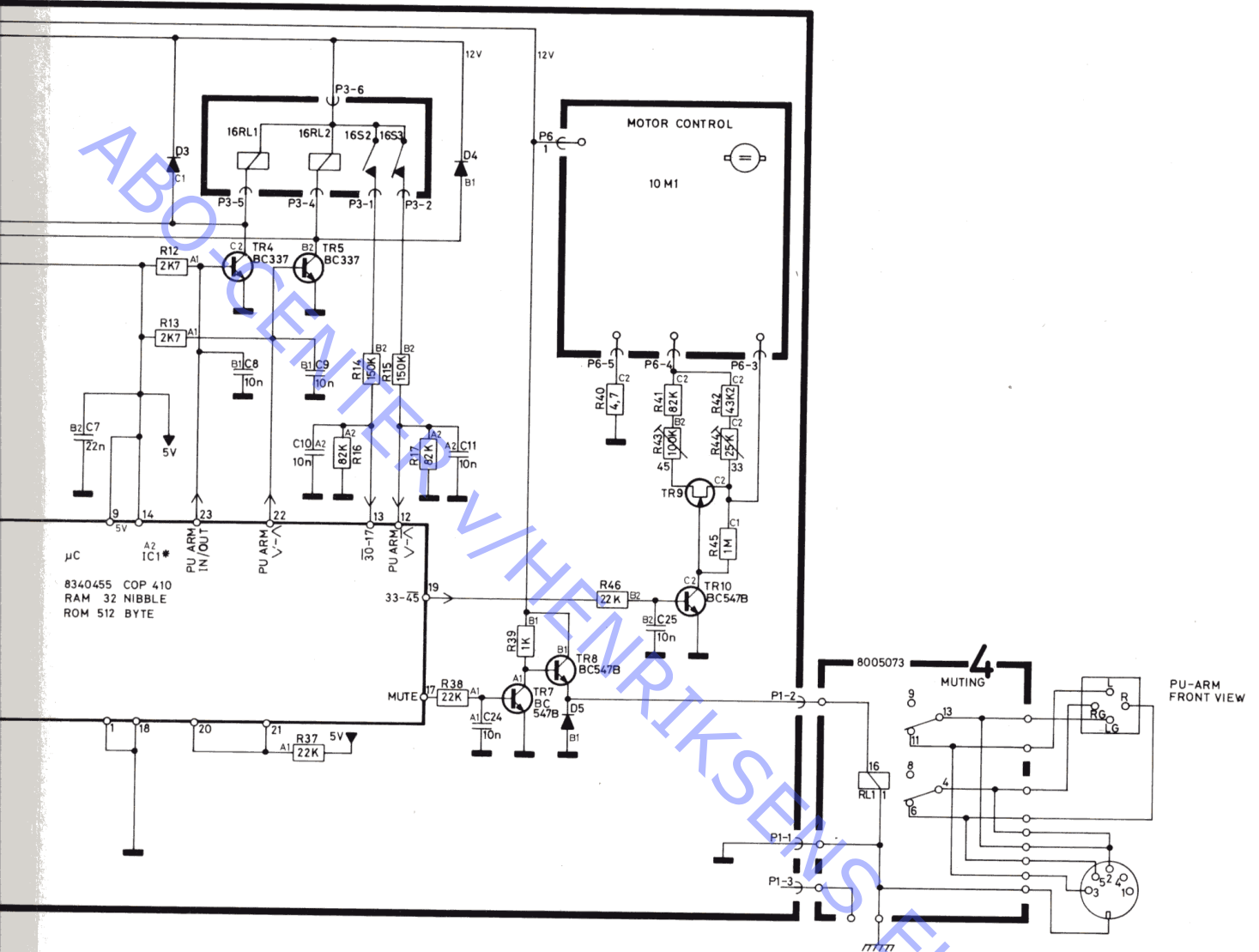
Bang & Olufsen



Beogram 1800
Type 5811/13/14/15

MANUEL d'ENTRETIEN
SERVICEANLEITUNG



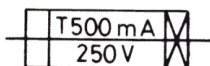


FF
out/Stop
sec

GND	1	24	D0
CK0	2	23	D1
CK1	3	22	D2
RESET	4	21	D3
L7	5	20	G3
L6	6	19	G2
L5	7	18	G1
L4	8	17	G0
Vcc	9	16	SK
L3	10	15	SO
L2	11	14	SI
L1	12	13	LO

Explanation of the fuse symbols used in the set:

Explanation des symboles du fusible utilisés dans l'appareil:

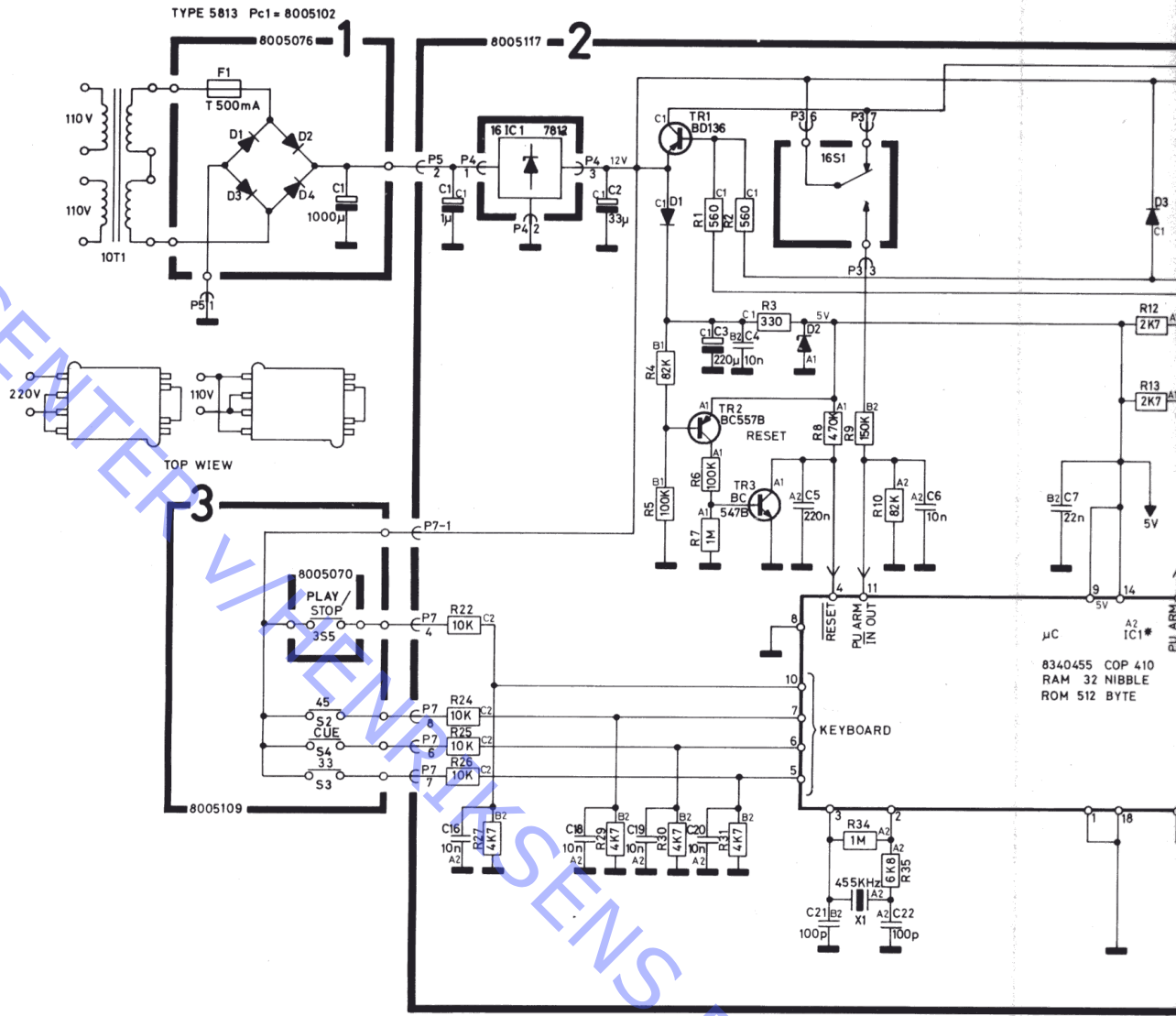


Replace with same type 500 milliamperes 250 volts slow acting fuse.

Remplacer par un fusible de meme type retardé et de 500 milliamperes 250 volts.

1-2

BEOGRAM 1800, type 581x



ACTIVATE	PLAY-STOP		CUE		CUE		PLAY-STOP		CUE		CUE		RUN OFF STOP			
17cm record on turntable	PU in 2.7-3sec	PU down 1.8sec	Playing	PU up 1.8sec	Pause	PU down 1.8sec	Playing	PU up 1.8sec	PU out 2.7sec	Stop	PU in 2.7-3sec	PU down 1.8sec	Playing	PU up 1.8sec	PU out 2.7sec	Stop
PU arm in/out output	PIN 23 (16RL1)															
30/17 cm. input	* PIN 13 (16S2)															
PU arm in/out input	PIN 11 (16S1)															
Lift/lower output	PIN 22 (16RL2)															
Lift/lower input	PIN 12 (16S3)															

* PIN 13 is constant low with 30 cm. record