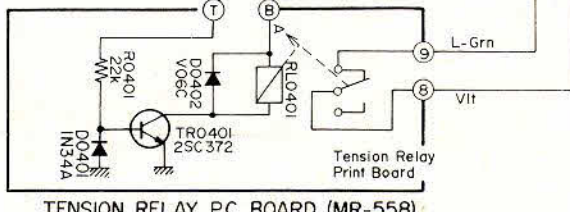
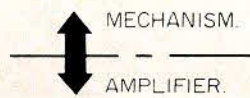


SPARK QUENCHER

- A = 0.033μ + 120Ω / 500WV
- B = 0.1μ + 120Ω / 250WV
- C = 0.1μ + 120Ω / 500WV
- D = 0.1μ + 120Ω / 400WV

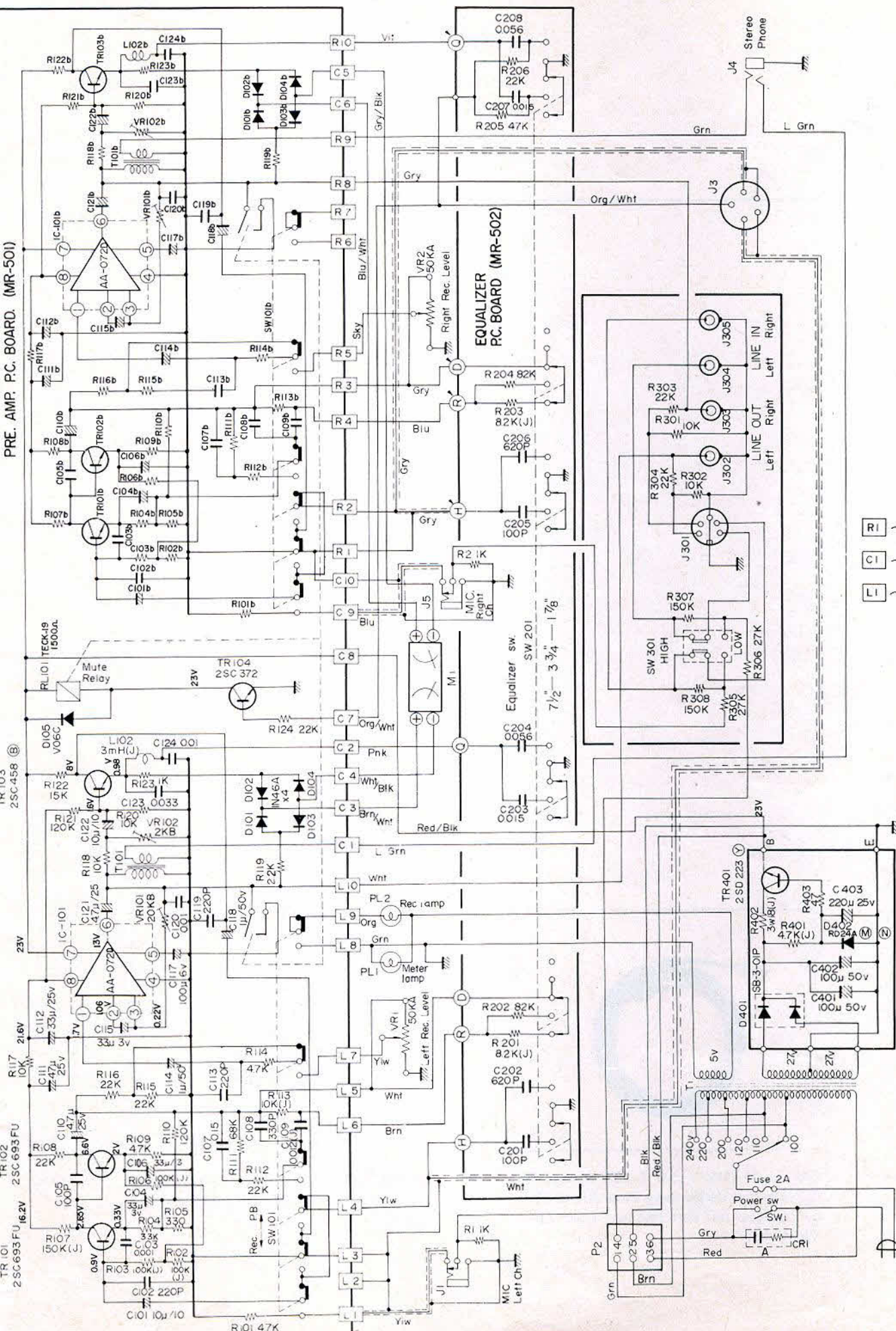
- Colour
- | | | | | | |
|-------|-------------|-----|--------|-----|----------|
| Blk | Black | Ylw | Yellow | Gry | Gray |
| Brn | Brown | Grn | Green | Wht | White |
| Red | Red | Blu | Blue | Pnk | Pink |
| Org | Orange | Vlt | Violet | Sky | Sky Blue |
| L Grn | Light green | | | | |



PRE. AMP. PC. BOARD. (MR-501)

TRK 103
25C458 (B)

TR 101
25C693FU 16.2V
TR 102
25C693FU
TR 103
25C458 (B)



- R1 ~ R10 J5
- C1 ~ C10 J6
- L1 ~ L10 J7

X-201D SCHEMATIC DIAGRAM 1440820A