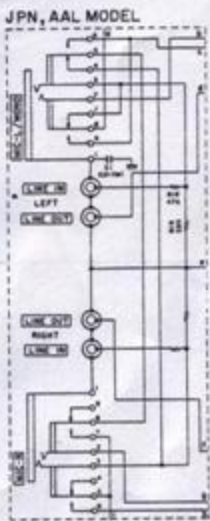


GX-M10

25A733
25C940L
25C1444
25C22744

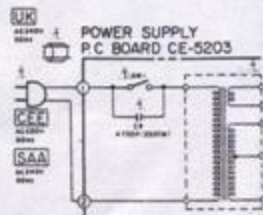
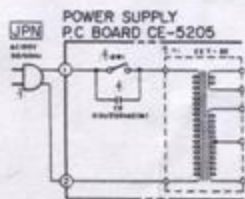
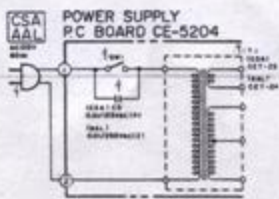
25C1525

25E468

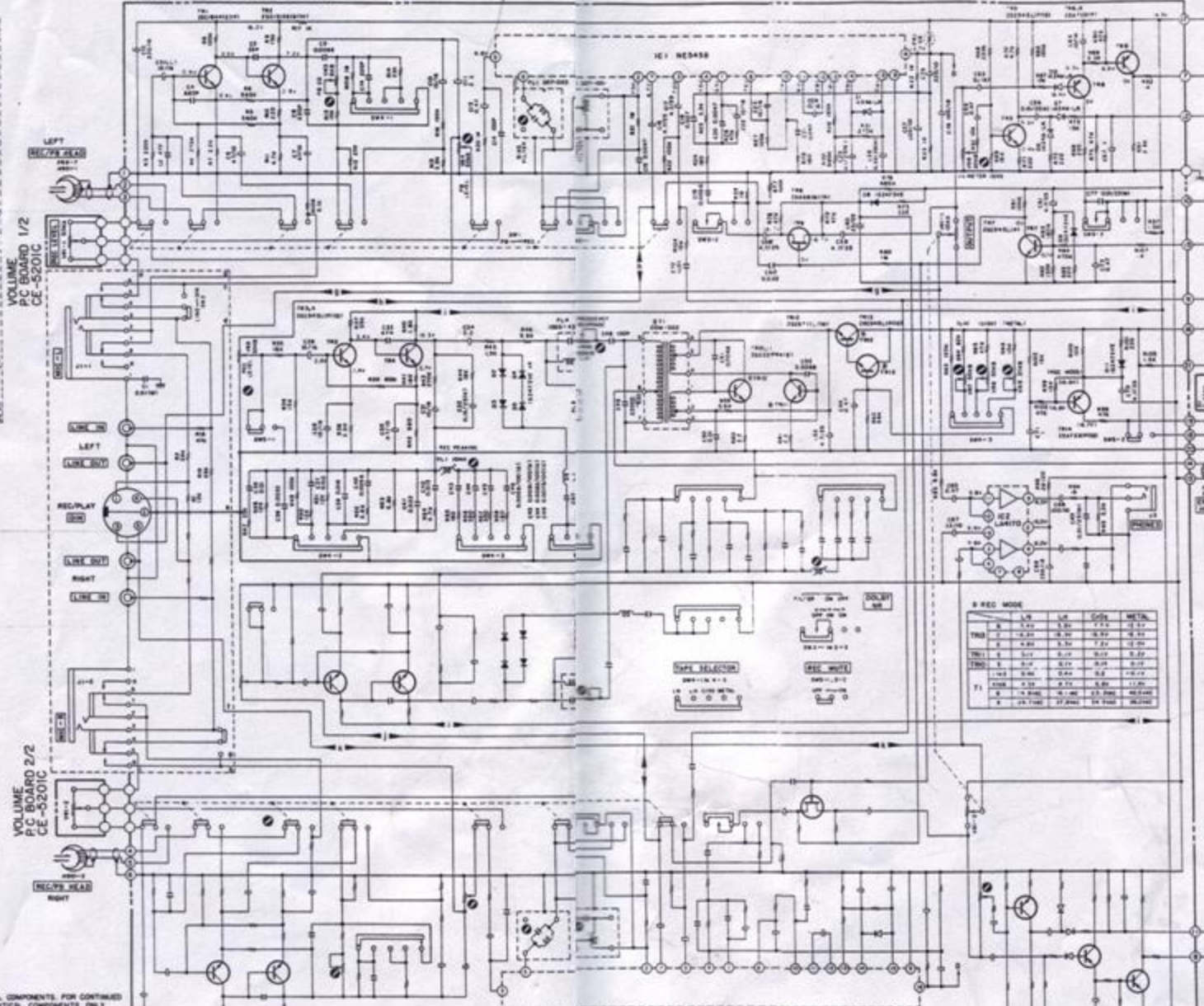
25D571

25D794

WARNING: 1 INDICATES SAFETY CRITICAL COMPONENTS FOR CONTINUED SAFETY. REPLACE SAFETY CRITICAL COMPONENTS ONLY WITH MANUFACTURER'S RECOMMENDED PARTS.
 AVERTISSEMENT: 1. NIVEAU DES COMPOSANTS CRITIQUES DE SÉCURITÉ POUR MAINTENIR LE DEGRÉ DE SÉCURITÉ DE L'APPAREIL. NE REMPLACEZ LES COMPOSANTS QUE LE FONCTIONNEMENT EST CRITIQUE POUR LA SÉCURITÉ QUE PAR DES PIÈCES RECOMMANDÉES PAR LE FABRICANT.

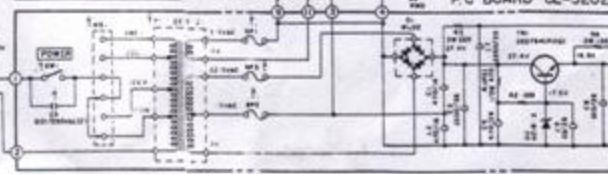


PRE AMP P.C. BOARD CE-5201A

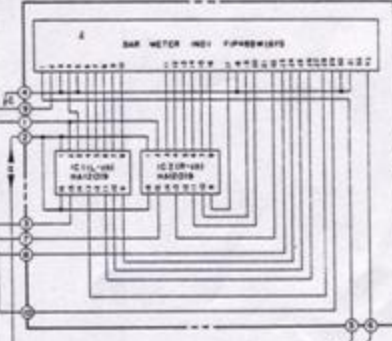


LAMP
P.C. BOARD
CE-1078

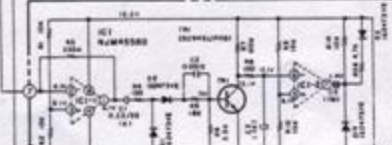
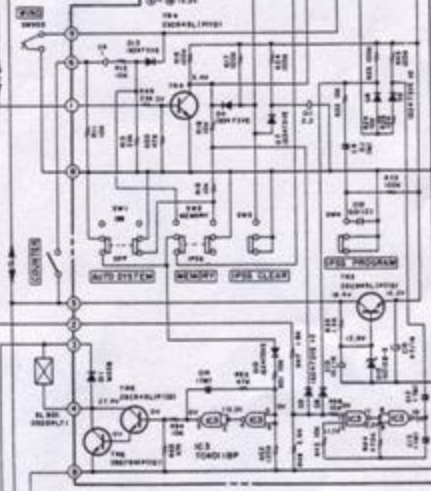
Q	Q17	Q18	Q19	Q20	Q21	Q22	Q23	Q24	Q25	Q26	Q27	Q28	Q29	Q30	Q31	Q32	Q33	Q34	Q35	Q36	Q37	Q38	Q39	Q40	Q41	Q42	Q43	Q44	Q45	Q46	Q47	Q48	Q49	Q50	Q51	Q52	Q53	Q54	Q55	Q56	Q57	Q58	Q59	Q60	Q61	Q62	Q63	Q64	Q65	Q66	Q67	Q68	Q69	Q70	Q71	Q72	Q73	Q74	Q75	Q76	Q77	Q78	Q79	Q80	Q81	Q82	Q83	Q84	Q85	Q86	Q87	Q88	Q89	Q90	Q91	Q92	Q93	Q94	Q95	Q96	Q97	Q98	Q99	Q100															
1	2	3	4	5	6	7	8	9	10	11	12	13	14	15	16	17	18	19	20	21	22	23	24	25	26	27	28	29	30	31	32	33	34	35	36	37	38	39	40	41	42	43	44	45	46	47	48	49	50	51	52	53	54	55	56	57	58	59	60	61	62	63	64	65	66	67	68	69	70	71	72	73	74	75	76	77	78	79	80	81	82	83	84	85	86	87	88	89	90	91	92	93	94	95	96	97	98	99	100



METER P.C. BOARD CE-5209



SYSTEM CONTROL P.C. BOARD CE-5206A

PROGRAM LED
P.C. BOARD
CE-5205B

NOTE
UNLESS OTHERWISE SPECIFIED:
ALL RESISTORS IN OHMS UNLESS INDICATED OTHERWISE.
ALL CAPACITORS IN P.F. UNLESS INDICATED OTHERWISE.
POLAR CAPACITORS ARE SHOWN WITH POLARITY INDICATED.
RESISTORS WITH A WAVEFORM SYMBOL ARE NON-POLAR CAPACITORS.
POWER TRANSFORMER IS DIFFERENT ACCORDING TO AREA.

GX-M10
SCHEMATIC DIAGRAM
NO. 1582252A