

ZONE	REV.	DESCRIPTION	DATE	APPROVED
A	1	RELEASED PR#291	8-4-94	FM
B	2	EC #1347	11-28-94	FM

1
2
3
4
5
6
7
8

MUSICAL INSTRUMENTS

TITLE: SCHEMATIC DIAGRAM
DECLUE 112 PLUS

DATE: 11-28-94
APPROVED: [Signature]
DATE: 11-28-94

SCALE: 1:1
REV: 048870 B

DATE: 11-28-94
APPROVED: [Signature]
DATE: 11-28-94

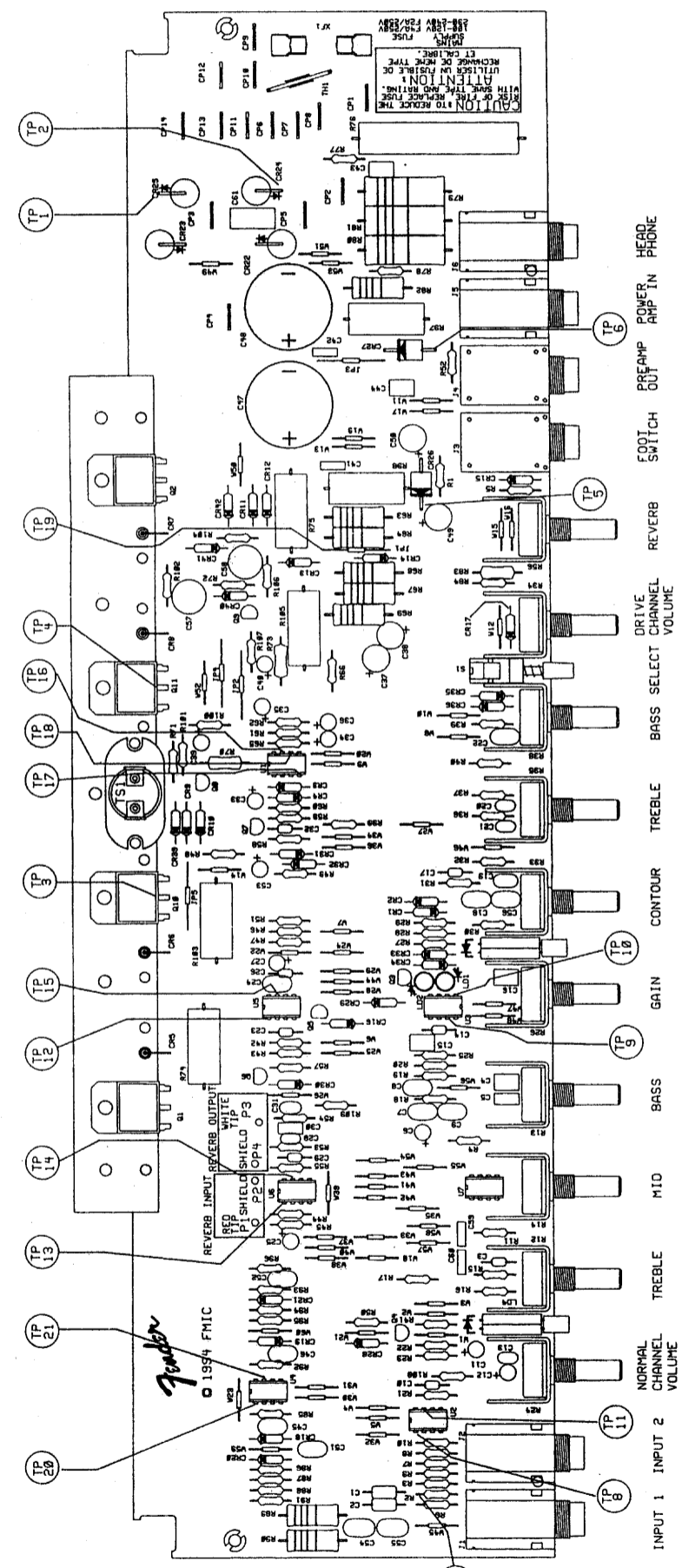
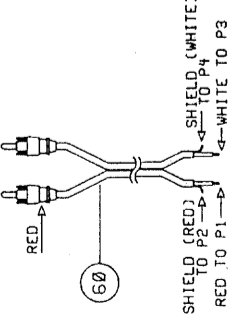
DECLUE 112 PLUS

- NOTES:** UNLESS OTHERWISE SPECIFIED.
1. ALL RESISTORS 1/4 W, ± 5%.
 2. ALL CAPACITORS 63V MINIMUM.
 3. ALL DIODES 1N4148.
 4. DC VOLTAGES READ TO GROUND WITH A DVM. NO INPUT SIGNAL.
 5. AC VOLTAGE READINGS TAKEN WITH DVM TO GROUND UNDER THE FOLLOWING CONDITIONS:
 100mV INPUT APPLIED THROUGH 1.5" PLUS TO J1
 50 FOOTSWITCH CHANNEL
 GAIN AT 5 O'CLOCK
 REVERB ON
 REVERB PAN CONNECTED
 6. LAST INSTANCES: C61, CR42, R189, Q11, U7, CP14
 7. INSTANCES NOT USED: CR37, CR38

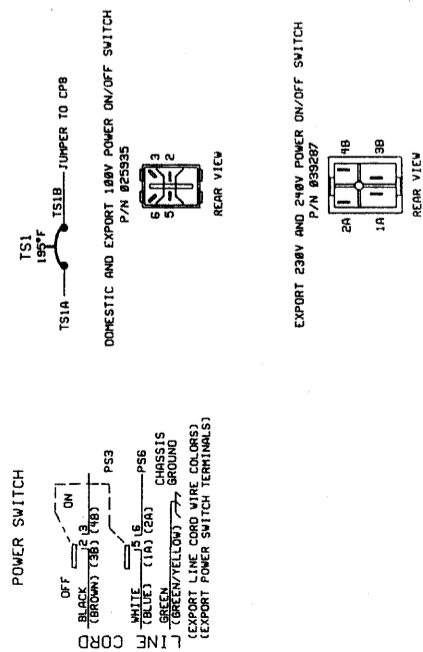
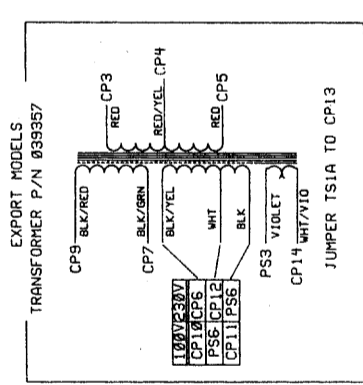
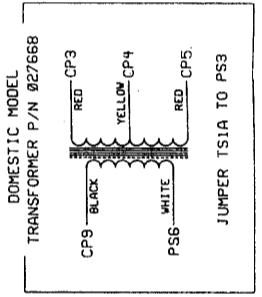
1
2
3
4
5
6
7
8

ZONE	REV.	DESCRIPTION	DATE	APPROVED
	A	RELEASED PR#291	8-4-94	FM
	B	EC #1347	11-28-94	FM

1	2	3	4	5	6	7	8
---	---	---	---	---	---	---	---



FILM/DWG. SERVICE DIAGRAM
DATABASE DEL112P.DBF
LAYERS PLOTTED: 1 2 3 4
18 19
DATE: 30-NOV-94
10



PROPRIETARY
THIS DRAWING DOCUMENT CONTAINS INFORMATION WHICH IS PROPRIETARY TO GARDNER MUSICAL INSTRUMENTS CO. ANY REPRODUCTION OR DISSEMINATION WITHOUT THE WRITTEN PERMISSION OF GARDNER MUSICAL INSTRUMENTS CO. IS STRICTLY PROHIBITED.

MUSICAL INSTRUMENTS
2621 Research Drive
Corona, CA 91726

TITLE: SERVICE DIAGRAM FOR DELUXE 112 PLUS GUITAR AMPLIFIER

SIZE: D
DRAWN: F. MATRO
ENGR: F. MATRO

DRAWING NUMBER: 048869
REV. B

SCALE: NA
CREATED: 8-4-94
PLOTTED: 30-NOV-94 SHEET 1 OF 1

DELUXE 112 PLUS
NEXT HIGHER ASSEMBLY:
2621 Research Dr.
Corona, CA 91726

TOLERANCES:
X.X
X.XX
X.XXX
ANGLES
30, 45, 60, 90, 120, 150, 180